
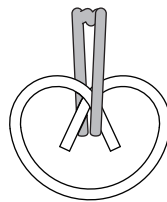

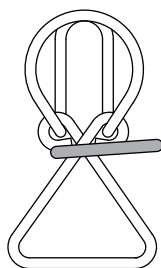
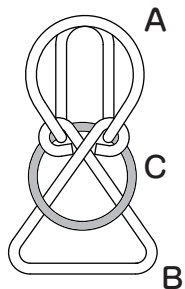


トマト

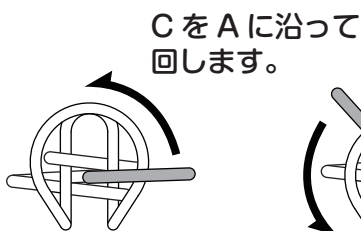


互いの交差している部分に合わせて、ねじります。


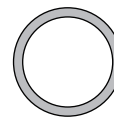
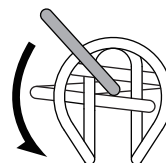
女の子




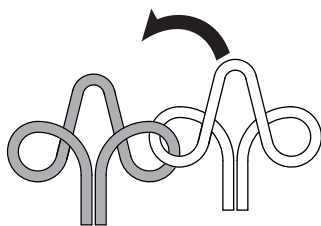
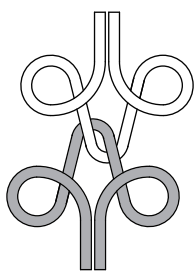
Bを反対側へ折ります



CをAに沿って回します。

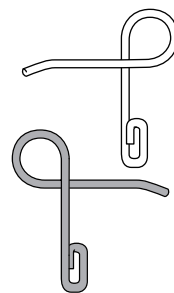
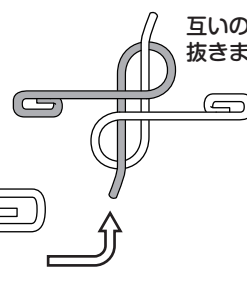
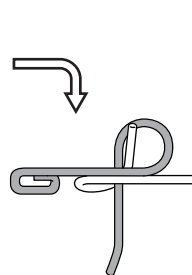
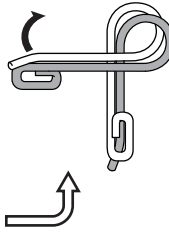
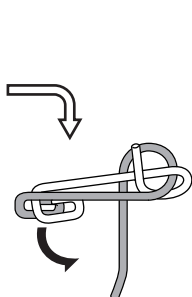
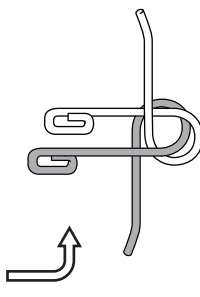
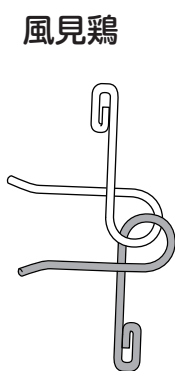


トンガリ帽子



互いの切り口を合わせて、抜きます。

風見鶏



ねじりながら動かして右図の形にします。

互いの輪から抜きます。

三輪車

下図の様に、切り口を合わせてねじって通します。

