
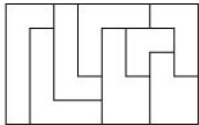
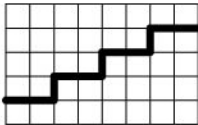
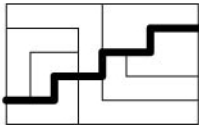
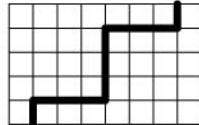
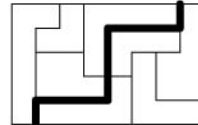

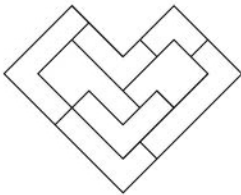


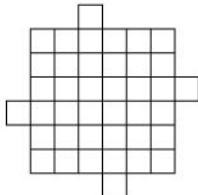
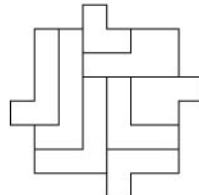
明治ホワイトチョコレートパズル 解答図

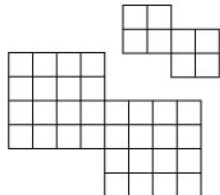
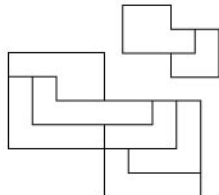
| 問題 | 解答(7764通りの一例) |
|--|---|
| <p>ケースに収納 (5×8)</p>  |  |

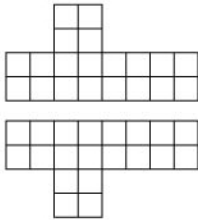
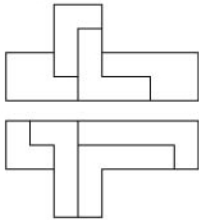
| 問題 | 解答(1通り) |
|---|---|
| <p>ケースに収納 (太線で中身を半分ずつに分けられる入れ方。)</p>  |  |

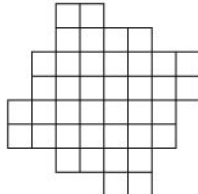
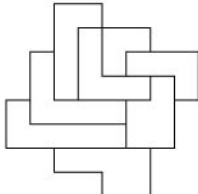
| 問題 | 解答(1通り) |
|--|---|
| <p>ケースに収納 (太線で中身を半分ずつに分けられる入れ方。)</p>  |  |

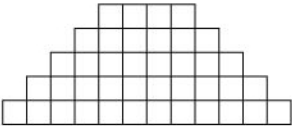
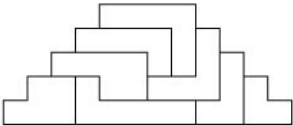
| 問題 | 解答(5730通りの一例) |
|--|---|
|  |  |

| 問題 | 解答(3通りの一例) |
|--|---|
|  |  |

| 問題 | 解答(4通りの一例) |
|---|---|
|  |  |

| 問題 | 解答(2通りの一例) |
|---|---|
|  |  |

| 問題 | 解答(57通りの一例) |
|--|---|
|  |  |

| 問題 | 解答(1通り) |
|---|---|
|  |  |