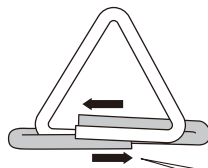
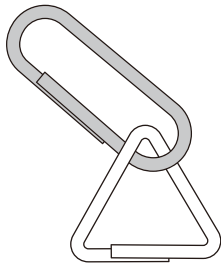
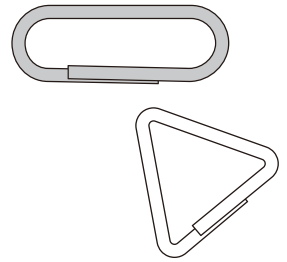
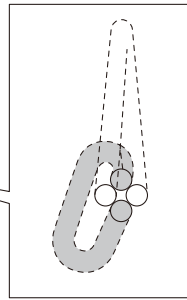


① ★★★☆

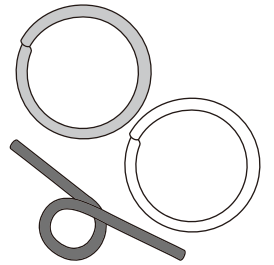
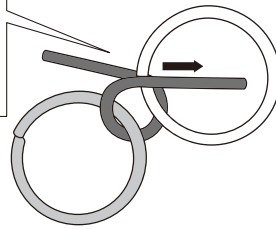
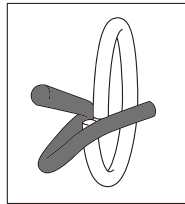
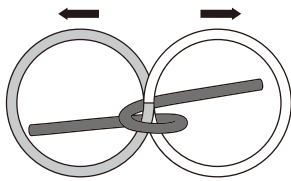
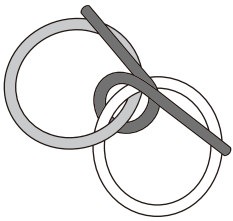


正面から見たところ



お互いの切れ目部分を
交差させて抜きます。


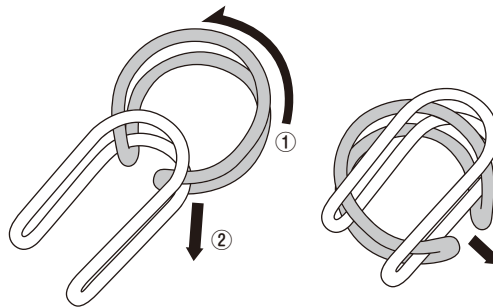
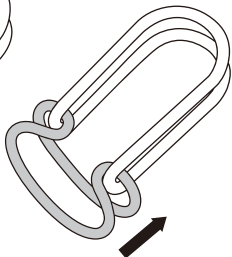
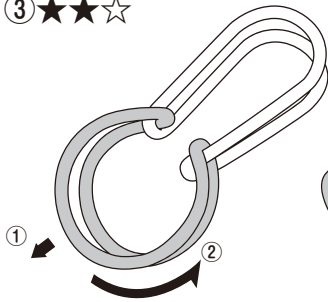
② ★★★☆



輪の切れ目を合わせて外します。

輪の切れ目を滑らせるように抜きます。


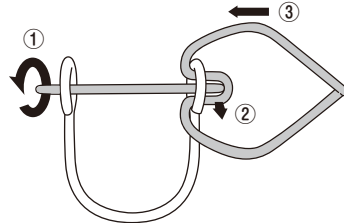
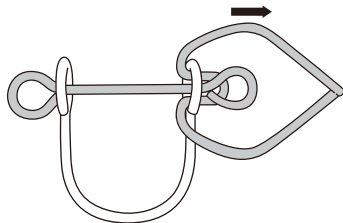
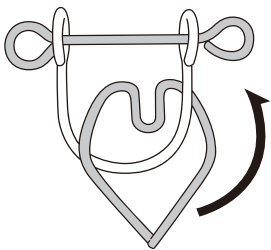
③ ★★★☆



引っ張りながら直角になるように回します。

①方向に回し②方向に抜きます。

④ ★★★☆



ハートの凹み部分をブランコの
穴に通します。

ハートの凹みにブランコの
棒をくぐらせます。